

Letter T

www.kidsacademy.mobi

Letter T

If you're done with teaching your child the [letter S](#) and are planning on starting with the letter T, then you've come to the right place. In this article, we'll be proposing five letter T activities to help your child smoothly transition to this new letter. A helpful tool to ensure this transition goes as planned is to make a "Letter of the Week" board, and change the letter displayed on it weekly. Another great way to introduce the letter T to your child is by watching this Kids Academy [Letter T Video](#) with them, as it acquaints them with the important aspects of the letter, such as its name, shape and sound. After the proper introduction, you can offer your child activities that help them practice their newly acquired knowledge.

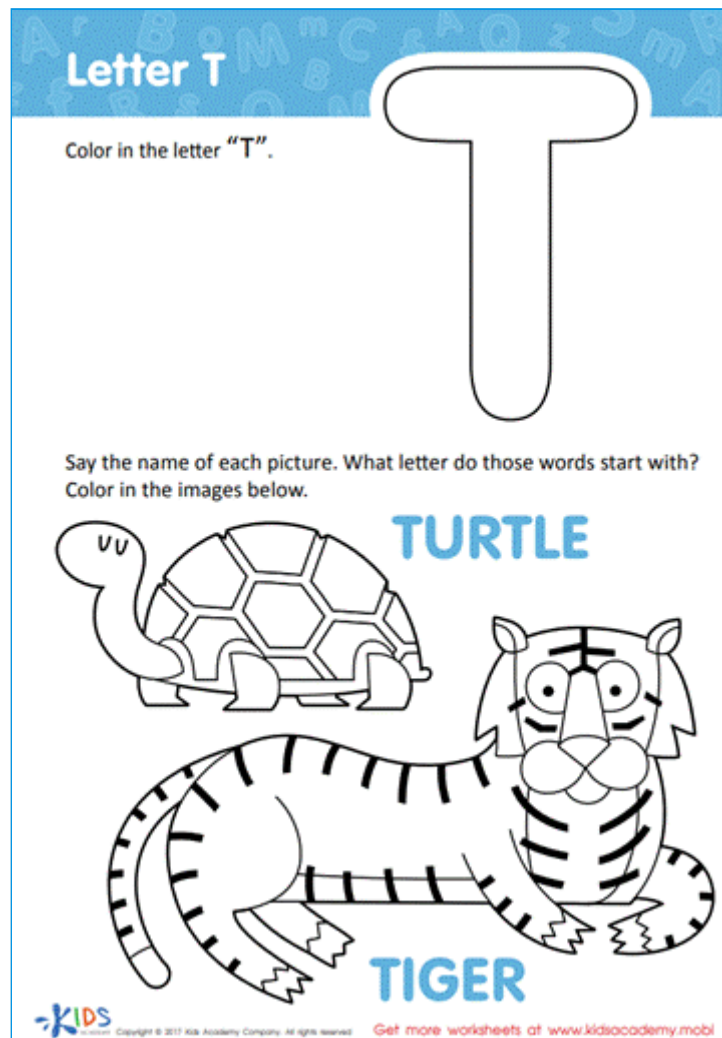


Watch on [YouTube](#)


Activities

- [Letter T Coloring Sheet](#): It is a good idea to start off your child's new week with an easy yet engaging activity, and this coloring sheet is just that. They will learn the shape of the letter through coloring it in, as well as its sound through coloring images of words that start with the letter T, which in this worksheet are the words 'turtle' and 'tiger'. Activities that give the child creative freedom while helping them learn new

information are always a welcome addition to their curriculum.


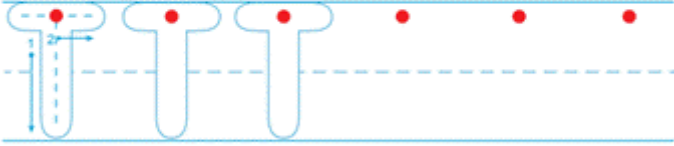


- **Letter T Tracing Page:** Tracing is also a beneficial activity for preschoolers to learn new letters. In this Kids Academy Letter T worksheet, your child will train their fine motor skills through tracing the letter T in both its uppercase and lowercase forms. This activity will also help further their learning of the letter T as they familiarize themselves with its shape. The second exercise can help your child learn the sound of the letter as they identify the images of the turkey and train provided to them before starting to trace the letter.





T t


Trace and write the capital letter **T**.
Start at the big red dot.





Trace and write the lowercase letter **t**.
Start at the big red dot.

Trace the **T** and the **t** to complete each word.

Turkey 

train 

Copyright © 2015 Kids Academy Company. All rights reserved. Get more worksheets at www.kidsacademy.mobi

- **T is for Turkey:** An activity we always like to recommend for children is trying to make out the shape of an animal that starts with the letter T from a cutout of that letter. For example, you can help your child make a turkey out of a brown letter T cutout by adding googly eyes, an orange triangular cutout for the beak, a red string for the wattle, and some colorful popsicle sticks or craft feather for the turkey's tail feathers. This activity helps children learn more about the letter they're studying, but also trains their imagination and eye to create and find possibilities.
- **Train Track:** On a big bubble letter T, have your child glue some matchsticks or cardboard cutouts to create train tracks out of the letter. Have a toy train ready for them to play pretend with the tracks and train. You can alternatively prepare a paper train for them in case a toy one is unavailable. Incorporating words that start with the letter under study helps in establishing a strong relation between the letter and its sound so that the child can always identify the letter T whenever they hear its sound, and vice versa.
- **Triangle T:** The beauty of this activity is that with very little material, you can help your child practice the letter under study while engaging their problem solving skills and certain motor skills. All you need are 4 or 5 colors of construction paper and glue. Cut

the construction paper into triangles, and help your child put them together to make the shape of the letter T. You can print out or draw a bubble letter T so they can fill it with the triangles, or keep it freestyle to make it a bit more challenging.

With one activity a day, your child will be ready to move on to a new letter by the end of the week. If you found this article helpful, visit the Kids Academy website to find materials similar to the ones found in this article to help you plan for next week's [letter U](#).

