



# Letter U

[www.kidsacademy.mobi](http://www.kidsacademy.mobi)

You have reached the letter U on your preschooler's alphabet journey, yay U! If you are out of fresh ideas for this week's lesson plan, keep reading! In this article, you'll find some tips as well as activity ideas that will help you make learning a fun and easy process. Keeping a "Letter of the Week" board is one effective way to introduce your child to the letter they'll be learning throughout the week. You can print out a big letter U in both its uppercase and lowercase forms, in addition to images of objects that start with the letter U such as an umbrella and ukulele. Another way to acquaint them with the name, shape and sound of the letter would be through watching this [Letter U video](#) from Kids Academy.




Watch on [YouTube](#)

After you fully prepare your child, you can move on to the fun part, the activities! Below you will find a list of five activities you can offer your child throughout the week to help them learn the letter U.


## Activities

- [Letter U Coloring Sheet](#): Coloring is one of the most popular activities for children. Thus, this worksheet from our Kids Academy website will be a great hit with your child since it includes both educational purposes and fun. This letter U worksheet not only

invites your child to learn about the letter "U", but also helps them understand the concepts of 'up' and 'under' using an adorable owl character.



- **Letter U Tracing Page:** Is your child ready to write the letter U? In this worksheet, your child will start by tracing the letter U, guide them to start at the big red dot to trace the uppercase letter, then write it several times. They will do the same to practice the lowercase letter. In the next activity, they will complete the word "Umbrella" by tracing the uppercase U, then complete the word "sunny" by tracing the lowercase letter U.





**U u**

Trace and write the capital letter **U**.  
Start at the big red dot.

Trace and write the lowercase letter **u**.  
Start at the big red dot.

Trace the **U** and the **u** to complete each word.

**U**mbrella 

s**u**nnny 

Copyright © 2015 Kids Academy Company. All rights reserved. Get more worksheets at [www.kidsacademy.com](http://www.kidsacademy.com)

- **Umbrella Letter Sorting:** Open two umbrellas, and place them on the floor. In a basket, place balls or blocks with uppercase letter U written on a portion of them and a lowercase U on the other portion. Then have your child sort the letters by placing the lowercase U balls in one umbrella and the uppercase ones in the other. This activity includes both an educational and a playful aspect, the perfect combination that will help your child practice their letter efficiently.
- **U is for Unicorn:** For this activity, you'll need to print a big bubble letter U. With a variety of crafts such as pipe cleaners, pompoms, colors and construction paper, help your child decorate the letter in a way to make the shape of a unicorn.
- **Utensil Tracing:** Print out or draw a very big bubble letter U, and give your child small utensils so they can trace the letter U by placing the utensils inside the bubble letter. Using words that use the letter they're studying helps them establish a relation between the shape of the letter and its sound.

Now that your child has learnt the letter U, you can move on to the [letter V](#). For more material on teaching the alphabet to your preschooler, visit the [Kids Academy website](#).

