



Sight Words 'You' and 'Like'

www.kidsacademy.mobi

It's never too early to ignite your child's literacy journey. You can start at home and make it fun. Bring in environmental print by labeling toys and pointing out community signs. Now that your child is [developing print awareness](#), they are ready to learn sight words.

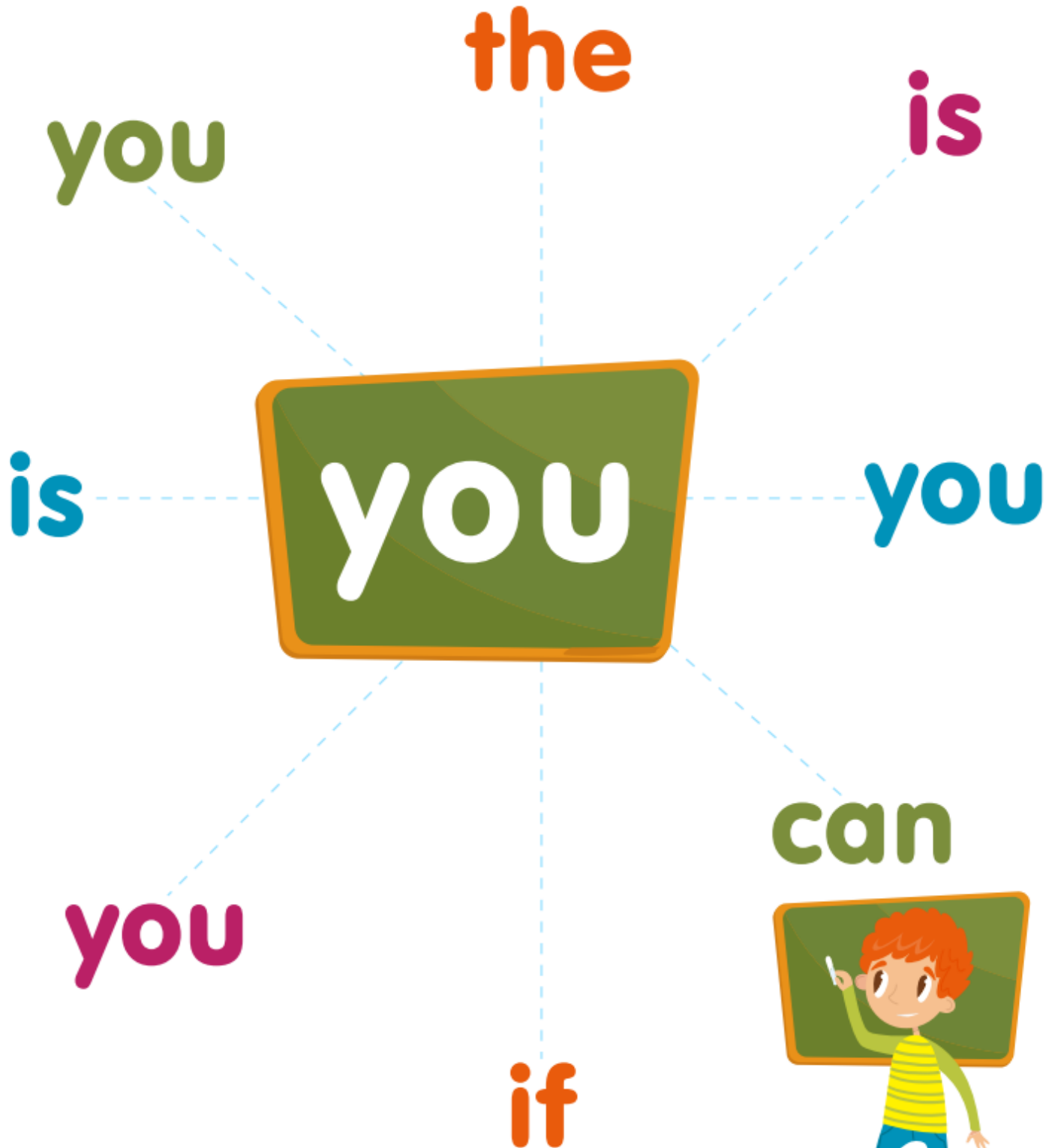
High-frequency word, or sight word instruction will help your young reader build fluency with [developmentally appropriate text](#). Teach sight words in isolation first, then, follow up with a read aloud that features the sight word your child just learned.



Kids Academy takes the guess work out of sight word activities by designing activities to enrich your child. Use these activities after introducing the sight word for identification and writing practice. Get started [developing their reading skills](#) by using these resources.

Sight Word: You

Look at the sight word **you** that is written on the board.
Then draw a line to all the words that say **you**.



Find and Read: **Like**

Look at the sight word **like** that is written on the apple.
Then draw a line to all the words that say **like**.

do

like

from

is

the

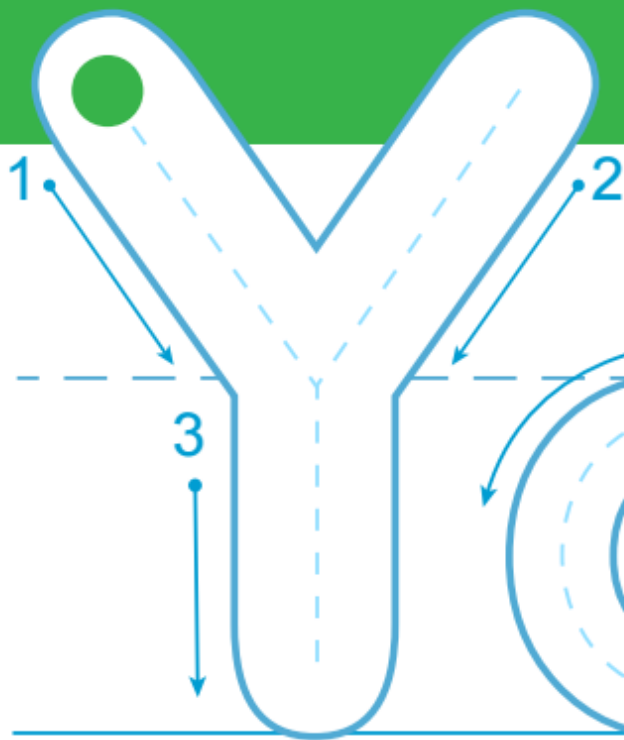
like

like

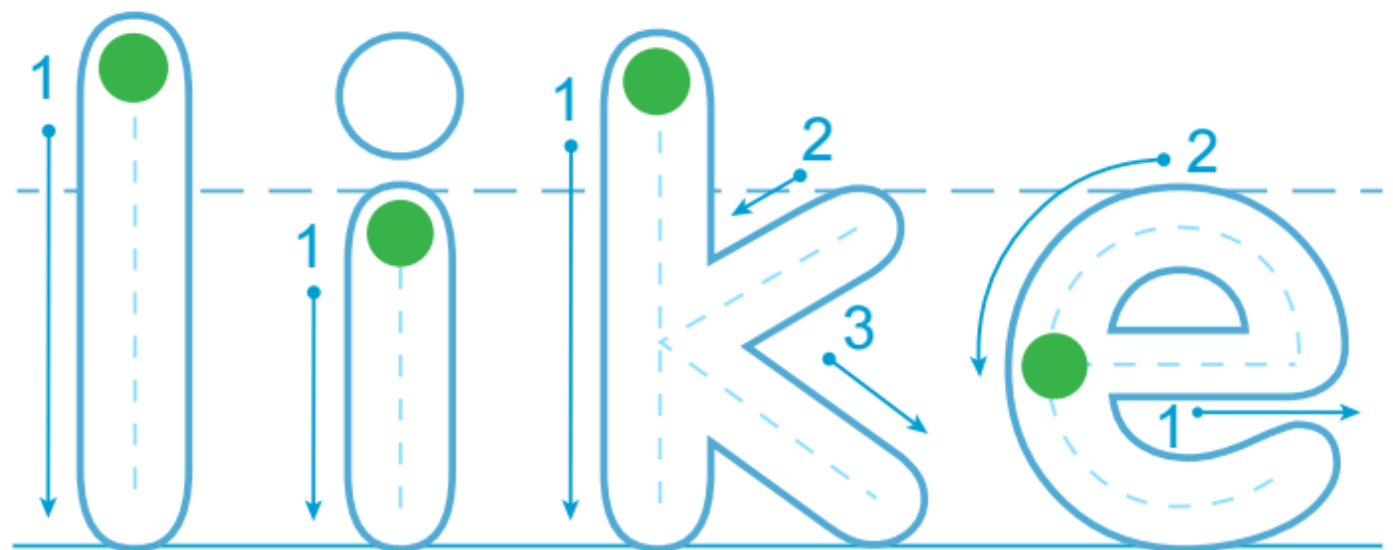
can



Trace and Read **You** and **Like**



Listen to the sentence read aloud.
Then trace each sight word.



reading.



Copyright © 2019 Kids Academy Company. All rights reserved



Get more worksheets at www.kidsacademy.mobi

Bring on the Fun!

Reach for the Stars!

Cut out 10-15 stars from colored paper. Write the sight words you and I on a few stars along with a few other sight words that your child knows. Tie string to the stars and hang them from the ceiling low enough for your child to reach. Play upbeat music and have your child reach up to grab the stars. Award a point for each star that your child reads correctly. Give two points if the sight word is you or like.

Invisible Words

Write sight words on white index cards using a white crayon. Use watercolors or even food coloring mixed with water to paint the cards. Your toddler will beam with joy when they reveal their invisible sight words.

Sight Word Build Up

Label an assortment of Jenga blocks with sight words. As your child stacks the blocks to build the Jenga tower, have them read the sight words aloud. Once your tower is built, play the game, reading the blocks at each play. For enrichment, have your child read the word in a sentence.

Sidewalk Chalk



Head outside to have your young scholar write their words with sidewalk chalk. You can have them write the words multiple times in different colors. Make it fun by writing the words in squares on a hopscotch board. Your child will get exercise while reading the words aloud at each jump.

Sight Word Bingo

Draw a 5x5 grid and label each space with sight words. You will probably need to use words more than once on the same grid until your child has a large sight word vocabulary. Play a classic game of BINGO.

The possibilities are endless for fun games and activities to practice the sight words you and like. Remember to connect the sight words to a text. Consider phonics poems or books with repeated phrases. Guide your child to search for sight words in environmental print. The goal is to immerse your child with print at every turn to build their automaticity and fluency.

By: Monica Edwards

English Language Arts Teacher, Curriculum Writer

