



Sight Words for Pre-Kindergarteners

www.kidsacademy.mobi

"No mommy I can do it myself", "I've got it daddy, I can do it". Your toddler is building independence and showing a desire to learn and do more. As your preschooler **develops print awareness**, they may become eager to learn to read. Are you looking for the perfect way to start?

Start with sight words, which make up more than half of the words found in reading materials. Sight words are a group of common frequently used words that a child must recognize to improve accuracy and fluency when reading. Taking the time to help your child learn these words is integral to **developing their reading skills**.



The most commonly used lists for sight words are Dolch words, which are designed for students in Pre-K through Grade 3. Fry words have lists starting at Pre-K and ranging to grade 10. A simple online search will direct you to Dolch and Fry words to use with your child. Are you looking for fun and **engaging activities** to teach sight words? View some of the videos from Kids Academy.



Watch on [YouTube](#)

Identifying Sight Words

Use posters, flashcards, and books to help your toddler identify sight words. Focus on two or three each week and post these words in your child's environment.

Sight Word Identification Practice

- Matching Activities: Make a table like a BINGO board and label the squares with words. Find small items to write the same sight words on for matching.
- Memory Games: Use a set of index cards to write two sets of a list of sight words. Arrange the cards face-down and match pairs of words.
- Color by Sight Word: Search online for color by number activities.
- Sight Word Hunt: Label items with sight words and hide them throughout the room.
- Identify Sight Words in Text: Have your child highlight or point to the sight words while you are reading text aloud.

Sight Word Writing Practice

- Roll and Record: Assign number 1-6 to a list of sight words. Have your child roll a dice. Write the sight word that has been assigned that number on the recording sheet.
- Rainbow Writing: Use a selection of colored pencils or markers to write sight words multiple times using more than one color.
- Play-Doh Words: Present sight words on index cards for your child to build with Play-Doh.
- Tracing Words: Trace sight words into malleable substances, like colored sand or shaving cream

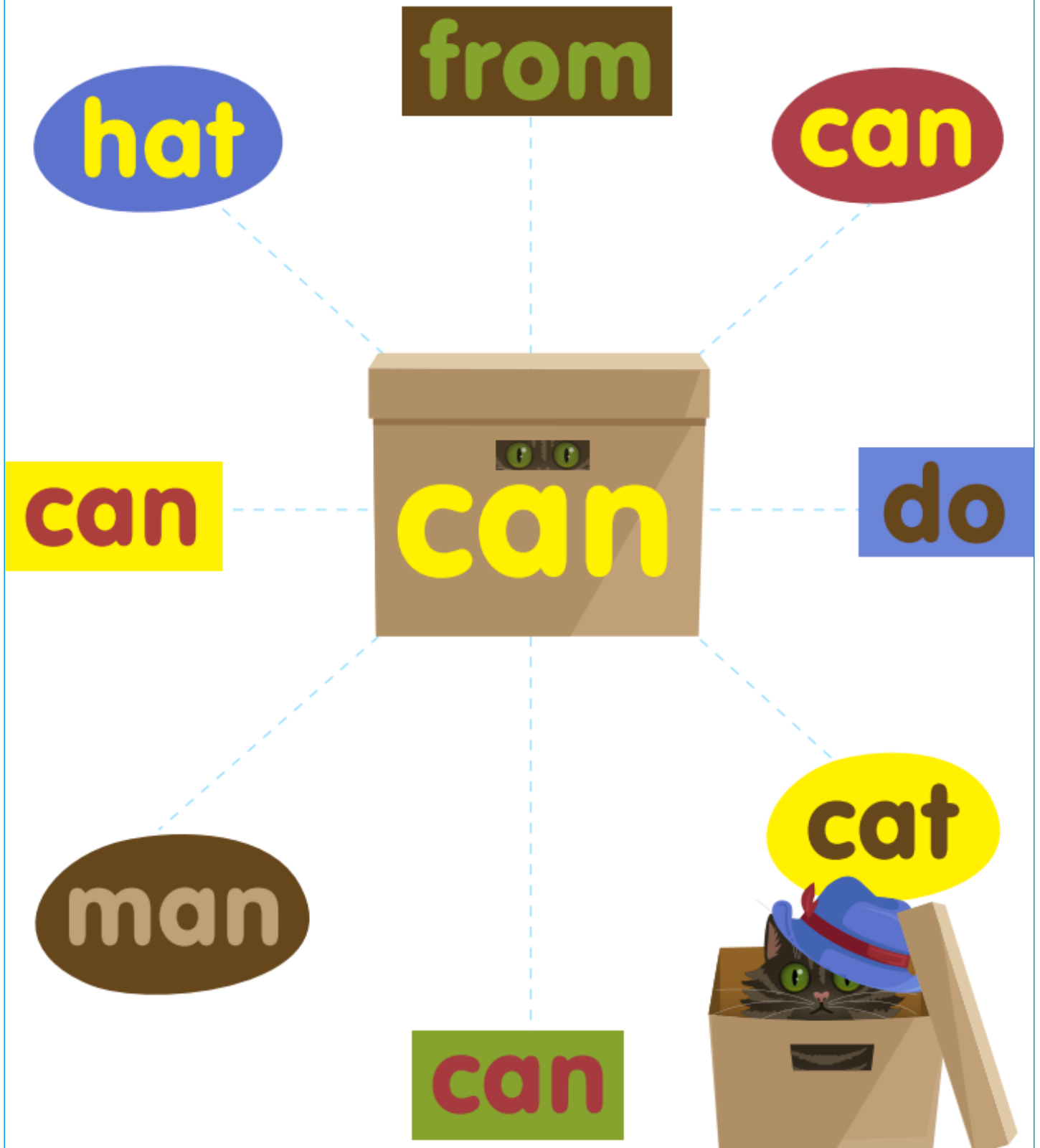
- Building Words: Use magnetic letters to build sight words.

Kids Academy has thoughtfully designed a selection of resources for sight word practice. These three focus on the words I and can. Note how the rigor increases from one activity to the next. They build from identifying the words to writing them in the context of a sentence.

Sight Word

Can

Look at the sight word **can** that is written on the box.
Then draw a line to all the words that say **can**.



hat

from

can

can

do

cat

man

can

Sight Word

i

Look at the sight word **i** that is written on the box.
Then draw a line to all the words that say **i**.

your

is

if

i

too

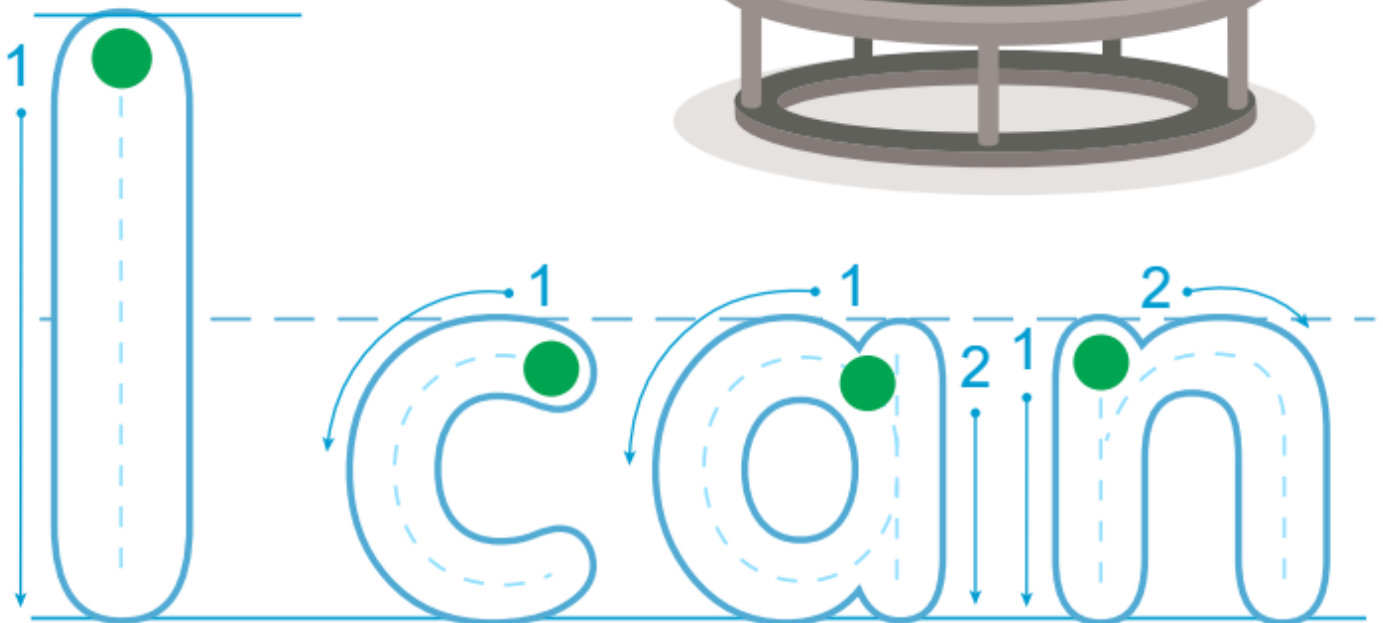
come



Sight Words

I and Can

Listen to the sentence read aloud.
Then trace each sight word.



jump.

These worksheets introduce the words you and like. Notice the consistency between the first set of activities and the second. As your toddler is new to language, it's helpful to promote routine with familiar learning tasks.

Sight Word: You

Look at the sight word **you** that is written on the board.
Then draw a line to all the words that say **you**.

you

the

is

is

you

you

can

if



Find and Read: Like

Look at the sight word **like** that is written on the apple.
Then draw a line to all the words that say **like**.

do

like

from

is

the

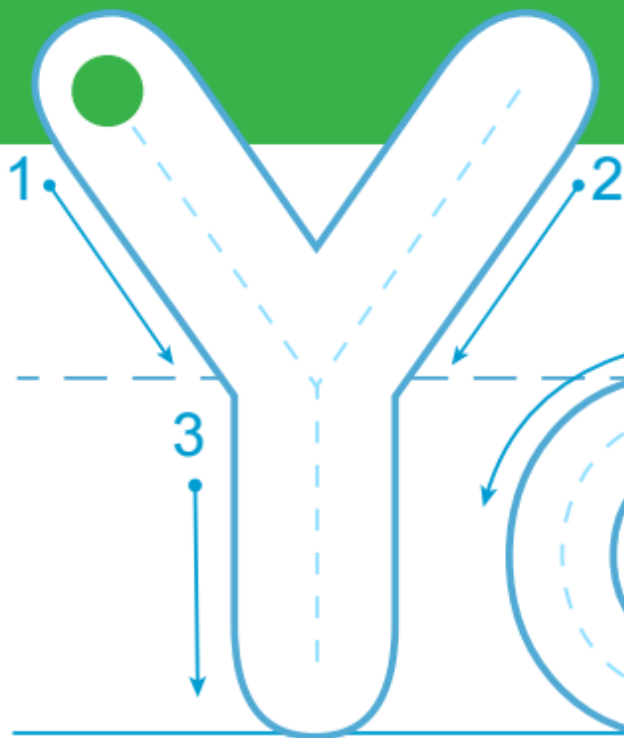
like

like

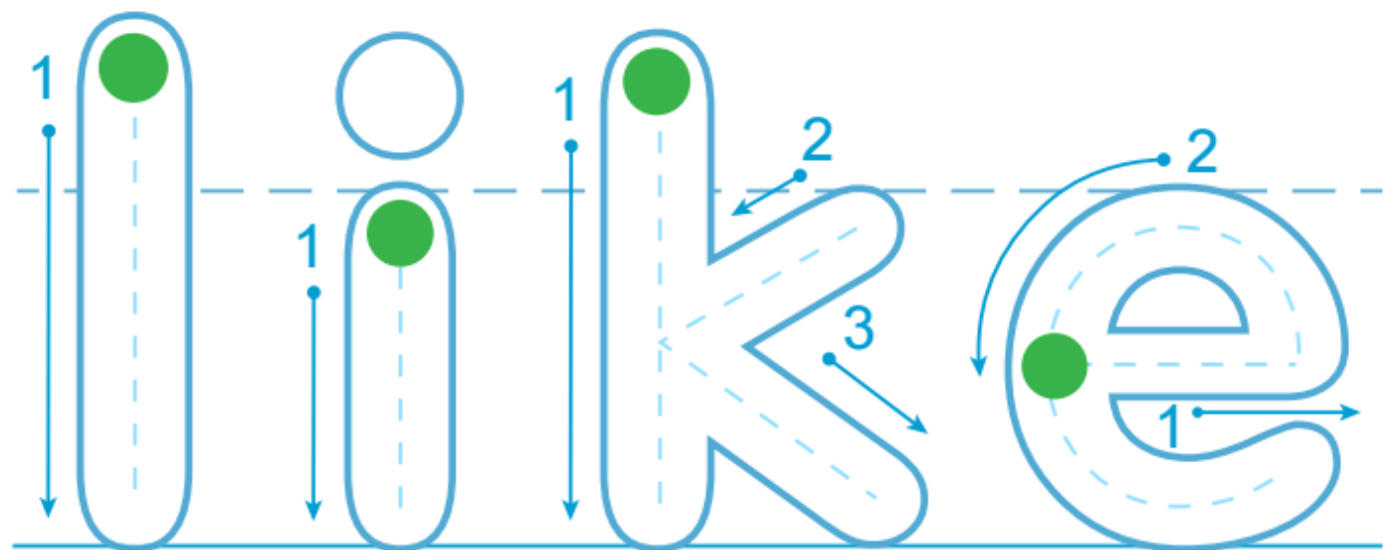
can



Trace and Read You and Like



Listen to the sentence read aloud.
Then trace each sight word.



reading.



Daily sight word practice is a fun way to start your child's literacy journey. Make it fun by incorporating their interests. Use these activities to play an active role in your child's early literacy development.

By: Monica Edwards

English Language Arts Teacher, Curriculum Writer

