

Letter H

www.kidsacademy.mobi

If you're reading this article, then it's time for your child to learn the letter H. This letter is straightforward and can be made with just three straight lines. As a first step, it's good practice to keep a "Letter of the Week" board where you draw or print out the letter you're planning on teaching your child this week. Offering a constant visual queue of the letter helps move it from the short term to the long term memory. A fun way to introduce the letter H is by pointing out that when we laugh we produce its sound, "hahaha"!

You can also offer your child an activity a day for a week to make the process of learning more fun. But first, make use of this Kids Academy educational [Letter H video](#) that introduces your child to the name, shape, and sound of this letter using captivating animations.




Watch on [YouTube](#)

Activities

- [Letter H Coloring Sheet](#): To start off with the letter H, you can offer your child this Kids Academy coloring worksheet to get them acquainted with how the letter looks and sounds. Let them unleash their creativity in whatever way they'd like to color the letter H, as well as the hat and house in the second exercise.

Letter H

Color in the letter "H".



Say the name of each picture. What letter do those words start with?
Color in the images below.

HAT



HOUSE



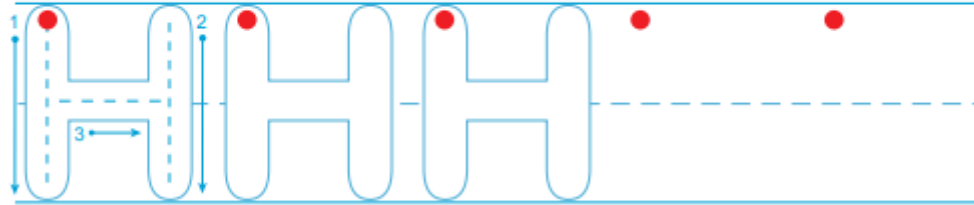
Copyright © 2017 Kids Academy Company. All rights reserved

Get more worksheets at www.kidsacademy.mobi

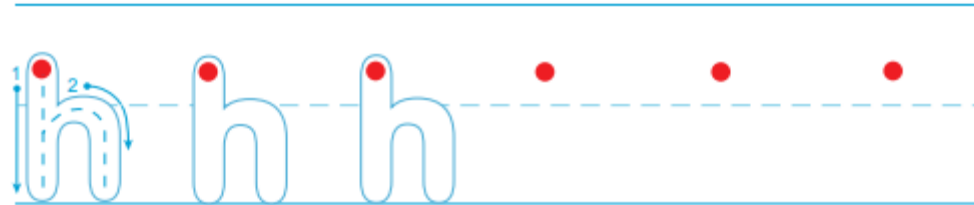
- **Letter H Tracing Page:** You can also add this tracing worksheet from the Kids Academy worksheet to encourage the development of their pre-writing skills. Tracing the letter H in both capital and lowercase forms is a great activity for learning this letter while training the motor skills associated with writing.

Hh

Trace and write the capital letter **H**.
Start at the big red dot.



Trace and write the lowercase letter **h**.
Start at the big red dot.

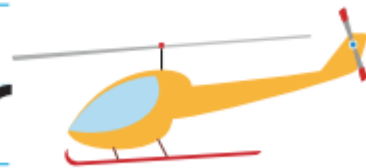


Trace the **H** and the **h** to complete each word.

Hippo



helicopter



- Hay H: It is productive to use objects that start with the letter your child is studying as part of their exposure to the letter in context. This way, you introduce the sound of the letter in words you would use in your daily life, you can also write the word next to the object to demonstrate the shape of the letter. For this activity, if you live in an area where hay is readily available, you can print-out a bubble letter H and have your child glue the hay inside it.
- House and Horse: Another fun activity would be either drawing or cutting out shapes to make a house out of the capital letter H and a horse out of the lowercase h. This

activity also provides a space for the child to express their creativity in an educational environment, thus associating learning with a positive experience.

- H One Out: For this activity, you can use either printout or toy animals to create several groups featuring one animal that starts with the letter H. For example, the first group can be a horse, a dog and a cow. Your child will be responsible for finding that animal out of the set.

In one week, your child will master the letter H and will be able to continue to learn the next letter, letter I. To find the article on the [letter I](#) and other relevant articles, check out our interactive catalog.

