



# Kids Academy Classroom for Teachers and Students: Overview

[www.kidsacademy.mobi](http://www.kidsacademy.mobi)

The best edtech solutions are those that empower teachers to create more engaging learning experiences while also making their jobs easier, especially when it comes to grading and gauging skill mastery. Kids Academy Classroom aims to do all of that and more by providing elementary school educators with an online space to host interactive activities that students can complete during class. Better yet, they are given access to a ready-made resource library from which to choose assignments, and activities are autoscored with the help of AI technology that provides kids with instant feedback while compiling data for instructor use.

Overall, Classroom is an innovative new tool that enhances children's learning experiences while streamlining teacher's administrative tasks, such as creating assignments and grading.



Watch on [YouTube](#)

Kids Academy Classroom is made for the following grade levels:

- Preschool
- Grade K
- Grade 1

- Grade 2
- Grade 3

And it features the following subjects:

- Math
- English
- Science
- Social Studies
- World Around Us
- Chess









Because Classroom focuses on offering a top-notch experience for both instructors and students, let's take a closer look at how it works for each audience.

## Kids Academy Classroom for Teachers

The most important thing to realize is that Classroom is meant to be shared and used with children during class time as opposed to homework or as supplementary practice. KA Classroom is a program that is shared live with a class as it happens. To do this, one should first set up activities by accessing the site and starting a digital "classroom". From there, instructors choose the grade level and subject to browse activities, which range from learning videos, worksheets, to quizzes. Any number of activities may be chosen, and the program will display an estimated time to complete.

The screenshot displays the Kids Academy Classroom interface for a teacher. At the top, a notification indicates '2/3 Well done! Add more activities or press "Start Classroom" to get your Classroom code.' The main area shows a teacher character pointing at a chalkboard. The chalkboard displays 'Classrooms list', 'Kindergarten', 'ENGLISH', and a large yellow 'START CLASSROOM' button. Below the chalkboard, there's a 'CLASSROOM BY KIDS ACADEMY' logo and an 'Estimated Classroom time: 14:00 min' indicator. At the bottom, there's a row of activity cards for different grades: 1st (3:00 min), 2nd (3:00 min), 3rd (4:00 min), 4th (4:00 min), and 5th (0:00). The 1st grade card is a 'Worksheet' with 'Aa' and 'Find Uppercase Letters' activities. The 2nd grade card is a 'Worksheet' with 'A B C' and 'a A 2' activities. The 3rd grade card is a 'Quiz' with 'AbCp aBsc' and 'Confirm' buttons. The 4th grade card is a 'Video' with a large 'A' and a blue whale. The 5th grade card is a plus sign in a circle.

Once the Classroom is set up, press the “Start Classroom” button to generate a code. Kids will navigate to [www.kidsacademy.com/go](http://www.kidsacademy.com/go) and input the code to enter the virtual Classroom and begin their tasks. Alternatively, teachers have an option to share a direct class access link with their students. After children have completed the Classroom activities, a report is generated for teachers which provide scores for each student on every task. There is also an average score of all activities provided for each child, as well as a class average for each assignment.

←		 <b>Science Classroom Report</b>							
Students	Total score	Activities <span>◀ ▶</span>							
		 More Counting to 100 Worksheet - Letter A	 Counting Ships to 120 Worksheet - Letter A	 Number Lines Video - Letter A	 Counting Ships to 120 Worksheet - Letter A	 Number Lines Video - Letter A	 More Counting to 100 Worksheet - Letter A	 Number Lines Video - Letter A	
1. Lily Howard	50%	50%	100%	23%	0%	68%	0%	23%	
2. Jack Murphy	100%	100%	100%	100%	100%	100%	100%	100%	
3. George Adams	72%	50%	72%	100%	72%	2%	72%	100%	
4. Emily Green	50%	50%	100%	23%	0%	68%	0%	23%	
5. Jessica Anderson	50%	50%	100%	23%	0%	68%	0%	23%	

Next ◀ 4 ▶ out of 6

For a more detailed guide, [read this helpful article](#) to get step-by-step instructions, including a [video](#) that walks users through setting up a Classroom.

## Kids Academy Classroom for Students

On the child’s side of Classroom, the interface is intended to be as simple as possible to access. Once students go to [www.kidsacademy.com/go](http://www.kidsacademy.com/go), they enter the code provided by the instructor, their name, and an avatar before clicking “join”. They can also go to the specified classroom following the unique link their teacher has given them. Once in the Classroom, they can see how many tasks they must complete, but only the first will be accessible, as the others will unlock as a child progresses through the activities. Kids simply click on the available activity to begin their first assignment! Directions will be given onscreen and friendly feedback is provided immediately upon completion. They are done as soon as they get a special ribbon screen that indicates they have completed all the tasks. To see exactly what this looks like, read [this article](#) to find the full student’s guide with pictures.



Kids Academy Classroom was designed with both educators and students in mind to provide a dynamic learning experience that is fun and engaging while making it easier for teachers to plan lessons and monitor progress. Currently available FREE FOR USE, check it out at [www.kidsacademy.com](http://www.kidsacademy.com).