



Kids Academy Interactive Worksheets - Now Also on the Website!

www.kidsacademy.mobi

We strive to make our product interesting and captivating for children, so we spare no time and effort to develop new features. Recently, one of such features has appeared on the Kids Academy website. Now everyone can do the worksheets and get the scores without installing our application on mobile devices. It is convenient, and it allows children and their parents to get insight into the contents of the application without any further obligations.

Note: you've been able to use our interactive worksheets with automatic checks in our [Free applications](#) since long ago. But now this feature is available when you visit our site.

What Does It Look Like?

Developing Solution Worksheet

★★★★★ 0 based on 0 votes



When we face a problem, we can usually solve it by finding the cause and acting accordingly! Boost your child's problem-solving skills by presenting this thought-provoking science worksheet from Kids Academy! Kerry is busy eating an ice cream cone outside when she notices that it is melting far too fast. What could she do to slow the melting down? Help little learners consider why her ice cream is melting, read through the possible solutions, and select the best answer to complete!

[Download Worksheet](#)

[Complete online](#)

☐ Mark as accomplished

☐ Add to favorites

Share this worksheet



Grade:

Grade 1

Subjects:

Science

Life Science

First, you need to enter [Kids Worksheets](#) in the Learning Resources section on our website and choose the worksheet you need. Then click on the “Complete online” button and start working right in the browser.



BEAVER POND: Comparing Solutions

Local experts are trying to decide what to do about the flooding in a pond due to a beaver dam. Rate the solutions from most effective (1) to least effective (3).





drain the pond

1 2 3



install pipes to control the water level

1 2 3



trap and relocate the beavers

1 2 3



Previous

Next

Copyright © 2020 Kids Academy Company. All rights reserved

Get more worksheets at www.kidsacademy.mobi

Our interactive [toddlers' worksheets](#) are designed specially for young children. In our catalog, you can find tasks for grades from PRE-K up to Grade 3.





To work with [interactive worksheets for kids](#), we recommend you use touchscreen devices. Your child thus can use a finger or stylus for doing various tasks. This is a great exercise to practice spelling, tracing letters and numbers. The worksheets are fully compatible with all devices and browsers. But we recommend using Tablet Like devices, for example, an iPad, etc.

After pressing the Start button, your child can work with the worksheet. The same functions as in the app are available here: 'Pencil', 'Eraser', 'Clear all', sound, voice recording, 'Task complete'. You can also choose the previous or the next worksheet.

Counting Birds



Use the tally chart to answer the questions about the number of birds Will saw on his walk. Check off the correct answers.

 robin	
 blue jay	
 crow	
 cardinal	



1 Which bird did Will see the most?

☐ crow ☐ cardinal ☒ robin

2 How many crows did Will see?

☐ 6 ☒ 4 ☐ 1

3 How many crows and cardinals did Will see?

☒ 5 ☐ 2 ☐ 4

4 How many birds did Will see in total?

☐ 15 ☐ 11 ☒ 13

Copyright © 2020 Kids Academy Company. All rights reserved.

Get more worksheets at www.kidsacademy.mobi

Counting Frogs



Check the missing numbers to count from 100 to 120.

100 101 ? 103 104 105 ?

102 103 106 107

107 108 ? 110 111 ? 113

109 110 112 113

114 ? 116 117 118 119 ?

115 116 120 110

Copyright © 2018 Kids Academy Company. All rights reserved. Get more worksheets at www.kidsacademy.mobi

How This Works

This check is interactive and has been developed with the use of neural network technology which allows checking how correctly a task is completed. We have used Machine Learning for the neural network with the help of a teacher who corrected inaccuracies in checking the worksheets made by the neural network (Supervised Learning). Now, this technology makes it possible to perform such types of checks as letter and number tracing as well as object circling, while the checks of the labyrinths, ticks in the checkboxes, chess, and ordinary tracing are performed with the help of classic image processing algorithms (Computer Vision). This spectrum of checks is quite wide and sufficient to create various types of tasks so that the child doesn't get bored while working with the worksheets on the same topic. The type of check for each worksheet is selected by the designer based on the type of task and the margin of error in the answer variations.



Previous

WHAT IS IT?



Check the box next to the correct word that matches the image.

☐

leg

☐

hand

☐

nose

☐

flower

☐

drum

☐

lid

☐

saw

☐

vase

☐

fly

☐

eat

☐

sleep

☐

dig



Copyright © 2019 Kids Academy Company. All rights reserved.

Get more worksheets at www.kidsacademy.mobi



Next