



# Learning About Communities with Kids Academy Online Tools

[www.kidsacademy.mobi](http://www.kidsacademy.mobi)

Teaching children about community should begin from a very young age. For toddlers and preschoolers, their knowledge about the world around them is very limited, often to their family, teachers, and the people they see on a regular basis. As they reach kindergarten, kids must broaden their worldview to learn about the wider community. In doing so, they do much more than merely gain knowledge; they nurture their social and emotional learning by feeling a sense of belonging and purpose.

The best way to teach kindergarteners about their community is to experience it firsthand by visiting the fire station or by taking advantage of local programs that offer tours or talks with community leaders like police officers. However, these opportunities are few and far between. Instead, parents and teachers need other tools to reinforce this concept, which is where Kids Academy comes in.

Both our Classroom and Talented and Gifted Online tools are well-equipped to teach your child about communities in the most fun way possible! Let's take a closer look at how to use both to teach this important topic.

## Using Kids Academy Classroom for Guided Learning

Kids Academy Classroom is an innovative online tool that was designed to host engaging, interactive learning experiences for young learners. Instructors or parents select lesson sequences from our ready-made lesson library and post them to an online classroom that children access on their own device. To begin a lesson about communities, follow these steps:

1. Search the lessons library at [kidsacademy.mobi](http://kidsacademy.mobi) to find this lesson: ["What is a Community?"](#)

Click on any activity below to start learning.

1st

4:00 min

2nd

4:00 min

3rd


3:00 min

4th

3:00 min

5th

4:00 min



What Is a Community?  
Video



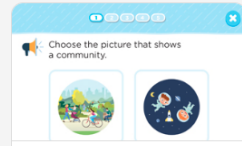
The Wheels on the Bus  
| Song  
Video



What Do You See in the  
Community Worksheet  
Worksheet



Community Maze  
Worksheet  
Worksheet



Develop a Sense of  
Community  
Quiz

Share your lesson with students by clicking:



Assign to the Classroom

Kids Academy has a huge selection of pre-made lessons that can be added directly to your Classroom without having to change a thing! To do this, click the “Assign to Classroom” button to view all the activities included within the lesson.

2. Decide which activities to include or use them all!

All pre-made lessons can be customized to utilize only some or all of the included activities, but first, let's preview everything included in the “What is a Community?” lesson.

### Activity 1: What is a Community Video



Watch on [YouTube](#)

This video serves as an introduction to the concept of communities by providing an explanation as well as by walking kids through a worksheet that will be completed later in the lesson.

### Activity 2: The Wheels on the Bus Song

This is the well-known song that children love and can help to activate prior knowledge to make the connection between a school bus and the service they provide students in the community. They can sing along while they watch!



Watch on [YouTube](#)

### Activity 3: What Do You See in the Community Worksheet

Next, learners will complete the worksheet they viewed in the introductory video to the lesson. They will complete it on their devices in the online Classroom by circling any images they recognize as people, places, or objects that exist within their community. Once they finish, they will receive instant feedback so they will know how they did.

# What Do You See in the Community?

Circle people, places and objects that you  
might see in a community.



## Activity 4: Community Maze

Children will reinforce their learning by again searching for images that represent people, places, or things in their communities. This time they'll use the pictures to guide them through the maze to solve the puzzle, avoiding other images like a rocket ship and a mummy along the way.

# Community Maze

Trace your way through the community maze. Look for people, places and things that belong in a community.



**Start**




**Finish**



## Activity 5: Develop a Sense of Community Quiz

Finally, kids will showcase their new knowledge by completing a quiz to assess mastery of the concept so far. While completing, learners review common people, places, and buildings that are found in the community setting.



The image shows a quiz interface with a blue header containing five numbered buttons (1-5). Below the header, a megaphone icon is followed by the instruction: "Choose the picture that shows a community." Two circular images are presented as options: the left one depicts a park scene with people walking, pushing a stroller, and riding a bicycle; the right one depicts a space scene with astronauts, a rocket, and planets. A green "Confirm" button is located at the bottom center. A "Snipping Tool" window is partially visible on the right side of the screen.

### 3. Customize Lessons

It's easy to tweak lessons to remove or add activities, or to even make a custom lesson using the lesson library! Users can feel free to use the pre-made lesson as-is or customize it to meet individual learner's needs. To modify the pre-made lesson, simply press the "x" icon located in the top right portion of each activity to remove that assignment. To add something else, press the white plus sign following the last activity to access the lesson library to add any activity you would like to use. To make a completely customized lesson, use the library to compile activities into your own lesson sequence in any order that you would like!

### 4. Share With Students

MJ

3/3 Great! Share the code with your students.

Classrooms list Your students must use this code to enter the Classroom:

**5818**

kidsacademy.com/go

Code expires in: 00:59:57

**COPY JOIN LINK**

CLASSROOM BY KIDS ACADEMY

Estimated Classroom time: 14:00 min

1st 3:00 min

2nd 3:00 min

3rd 4:00 min

4th 4:00 min

Worksheet

Worksheet

Quiz


Video








When you're ready for kids to begin, press the "Start Classroom" button. Children can access the Classroom via a direct link provided to them or by using the code displayed on your screen after heading to <http://www.kidsacademy.com/go>.

## 5. Monitor Progress

Classroom allows users to view student progress through reports that inform instructors of each child's completion and scores for worksheets and quizzes. This is a great way for teachers and parents to check learning and provide more support where necessary.






 **Science Classroom Report**

Students	Total score	Activities								
										
1. Lily Howard	50%	50%	100%	23%	0%	68%	0%			
2. Jack Murphy	100%	100%	100%	100%	100%	100%	100%			
3. George Adams	72%	50%	72%	100%	72%	2%	72%			
4. Emily Green	50%	50%	100%	23%	0%	68%	0%			
5. Jessica Anderson	50%	50%	100%	23%	0%	68%	0%			

**Next** < 4 > out of 6

## Talented and Gifted Online for Independent Practice


In addition to our Classroom tool, Kids Academy also offers the option of Talented and Gifted Online, which is a web-based version of our TG app, which is designed with independent practice in mind. TG Online is a comprehensive all-in-one learning program that is tailored to children in preschool through the third grade. It covers all the major core subject areas with extracurricular bonus subjects like the arts and chess. It offers a wide variety of activities that include videos, learning games, worksheets, and more!




**Social Studies**
251 


**Community Members (5 lessons)**
**Members of Society (3 lessons)**


1 — 2 — 3 — 4 — 5 —  
1 — 2 — 3

**Lesson 1: Your Community**


**Types of Communities** 





**Video** 

**Places in your Community** 

Find the names of the places below in the word search. The words are written horizontally or vertically.





**Worksheet** 

**Urban Communities** 

Communities are groups of people living or working together in the same area. There are many different kinds of communities.


Look at the pictures below. Check all the things that belong in urban communities.



**Worksheet** 

**Suburban Communities**

Suburban communities are also called suburbs. What about suburban communities are true and which are false? Check the correct answers.



**Worksheet**

Whereas Classroom is meant for guided instruction, TG Online allows kids to navigate lessons and activities independently, without the need of a teacher or parent. Learners work through the program intuitively as it progresses them through a learning path. This fosters their independence and works well for those who prefer to work on their own, or at their own pace.

[Join the Talented & Gifted Online learning platform now and get 1 MONTH FOR FREE!](#)

**TALENTED  
& GIFTED**  
FOR KIDS  
2-10

**GET 1 MONTH FREE!**

**LEARN ONLINE**

Challenge your kindergartener to learn more about communities and how important they are to a well-functioning society. Unlock your child's fullest potential by trying Kids Academy Classroom and Talented and Gifted Online today!